

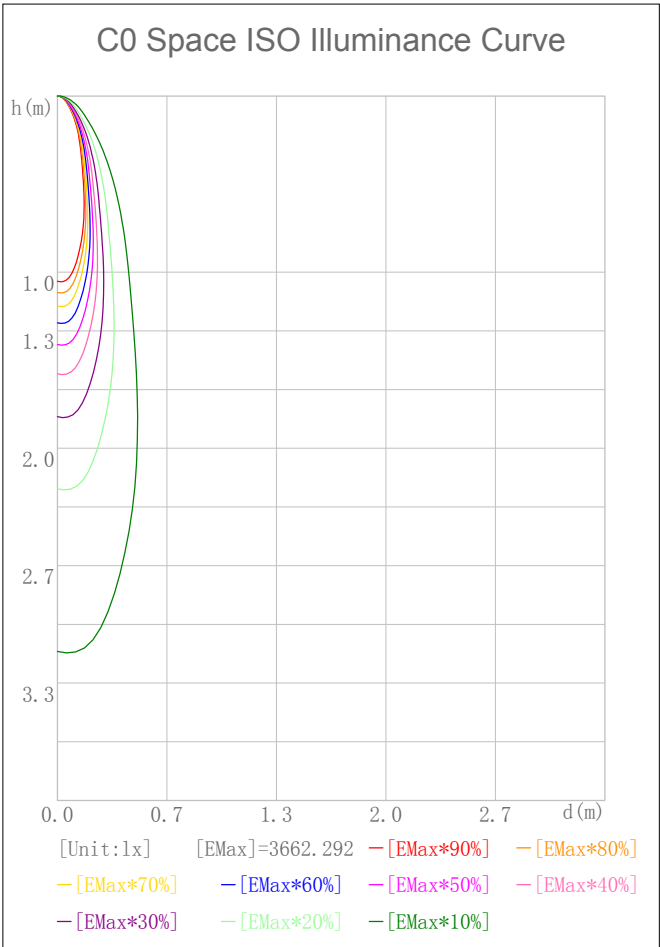
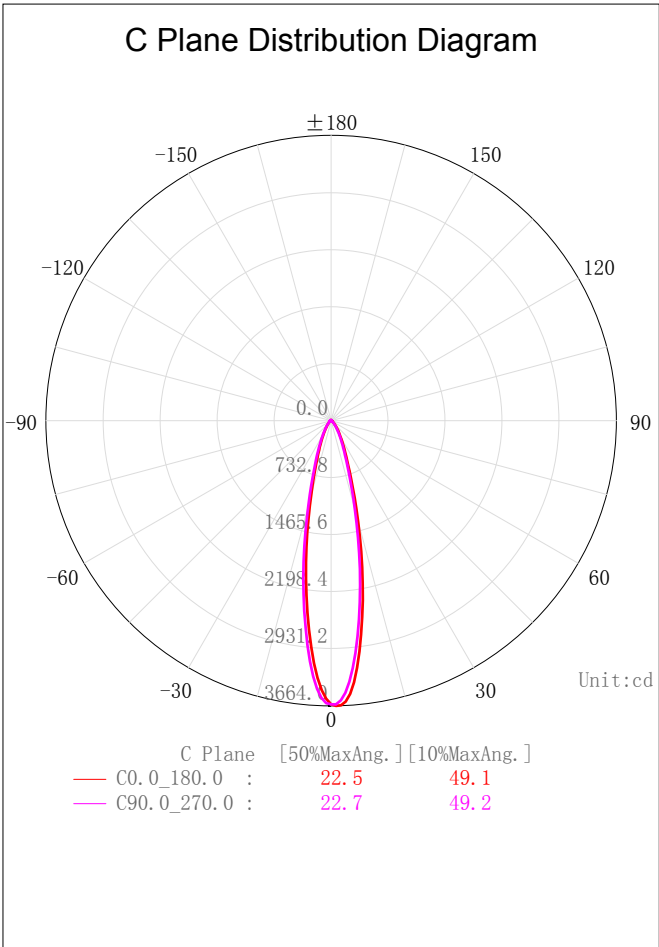
Indoor Luminaire Photometric Data

Description Information

Luminary Name: MD10-13-TW-01 2700K RA90 15D	Lum. Catalog:	Test ID: 01
Lamp Name:	Lamp Catalog: LED	Test Date: 2020/01/08
Manufacture: Shenzhen Norming Lighting Co., Ltd	Shld.Ang(°):	Test Machine:GON-2000
Test Lab: QUality peatment	Frequency (Hz):	Lamp CCT(K): Ra:
Lum. Size (W*L*H): 0.498m*0.498m*0.750m	Lum. Area (m2): 0.622	Lum. W (kg): 0.000
Test System: C, γ	Test Step: C=90.0 γ=1.0	Temp. (°C): 25
		Humidity(%):

Character Parameter

Lamp Speciality Parameter	Luminaire Speciality Parameter	
Rated Flux(lm): 958.600	Luminary Flux(lm): 958.605	Field Angle(10%Imax): 49.1(°)
Rated Power(W):	Luminary Efficiency: 100.00%	Down Lumens&Percent: 932.297lm 97.26%
Rated Voltage(V):	Luminary EER(lm/W): 91.820	Up Lumens&Percent: 26.308lm 2.74%
Tested Power(W): 10.440	Max. Candela(cd): 3663.966	S/MH: C0_a180=0.383 C90_270=0.383
Lamps' Inside: 1	Max Cand@Ang. (°): C=0.0 γ=1.0	CIE Type: Semi-Direct
Tested Electrics (V, A, pf): 34.8, 0.299	Beam Angle(50%Imax): 22.5(°)	ErP Φ use(90°): 848.135lm
Lamp Size(W*L*H): 0.498m*0.498m*0.750m	Left=-10.1°, Right=12.5°	IRF(%): 809.956



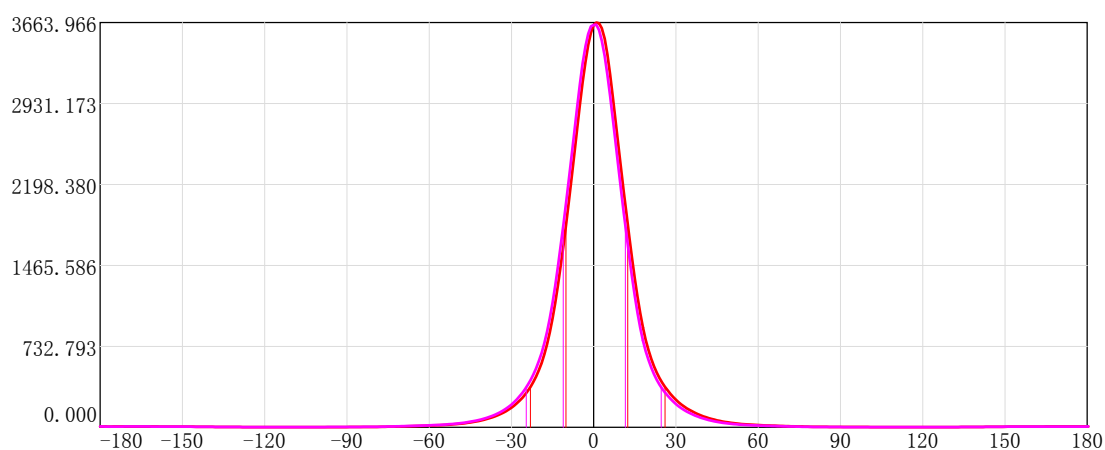
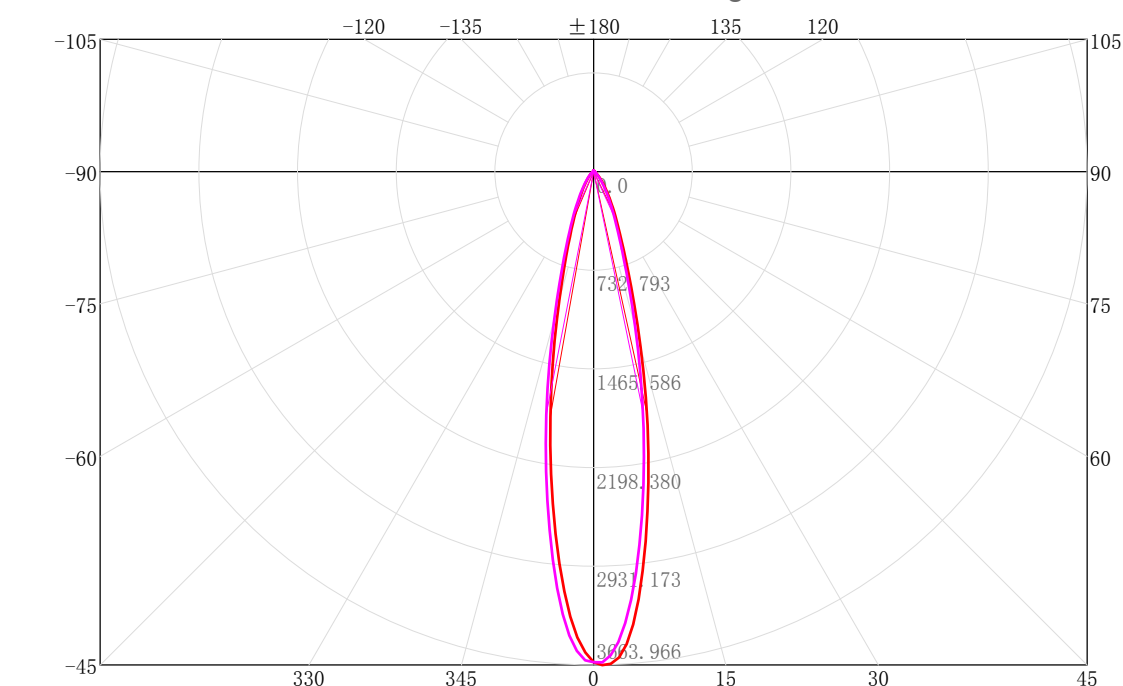
IES Indoor Report

Photometric Filename:MD10-13-TW-01 2700K RA90 15D.IES

2D Plane Light Intensity Distribution Curve

Lum. Name: MD10-13-TW-01 2700K RA90 15D	Lum. Catalog:	Test ID: 01
Lamp Name:	Lamp Catalog: LED	Test Lab: Quality peatment
Manufacture: Shenzhen Norming Lighting Co., Ltd	Test Machine:GON-2000	Test Date: 2020/01/08

C Plane Distribution Diagram



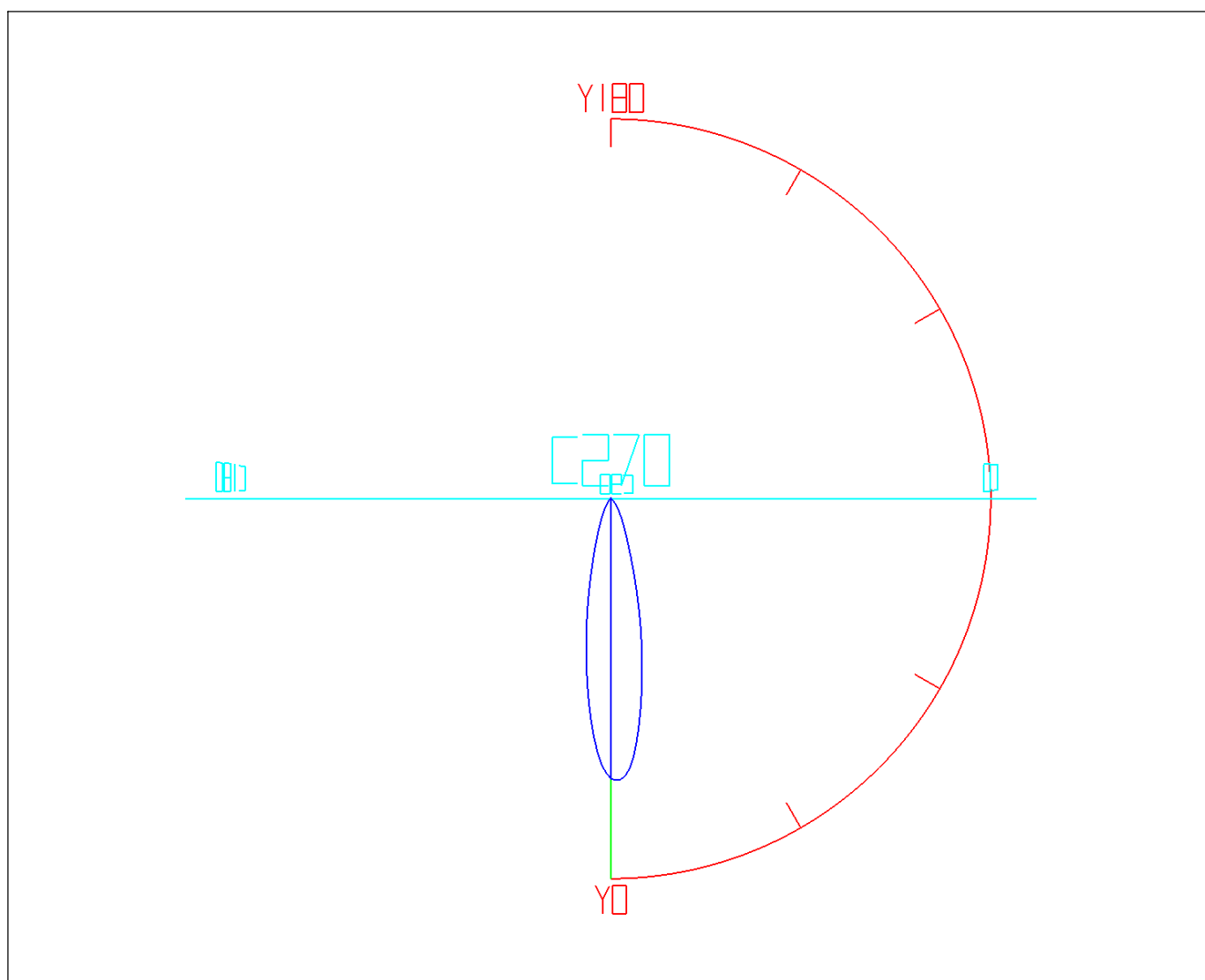
C Plane [50%MaxAng.] [10%MaxAng.]
— C0.0_180.0 : 22.5 49.1
— C90.0_270.0 : 22.7 49.2

Unit:cd

3D Light Intensity Distribution Modal

Lum. Name: MD10-13-TW-01 2700K RA90 15D	Lum. Catalog:	Test ID: 01
Lamp Name:	Lamp Catalog: LED	Test Lab: Quality Department
Manufacture: Shenzhen Norming Lighting Co., Ltd	Test Machine: GON-2000	Test Date: 2020/01/08

3D Light Intensity Distribution Modal



Curves: 3D Model — Fixture — Vert. HUD — Hori. HUD —

View Angles: Orient:0 Tilt:0 Roll:0 Spin:0

Zonal Flux Tabulation

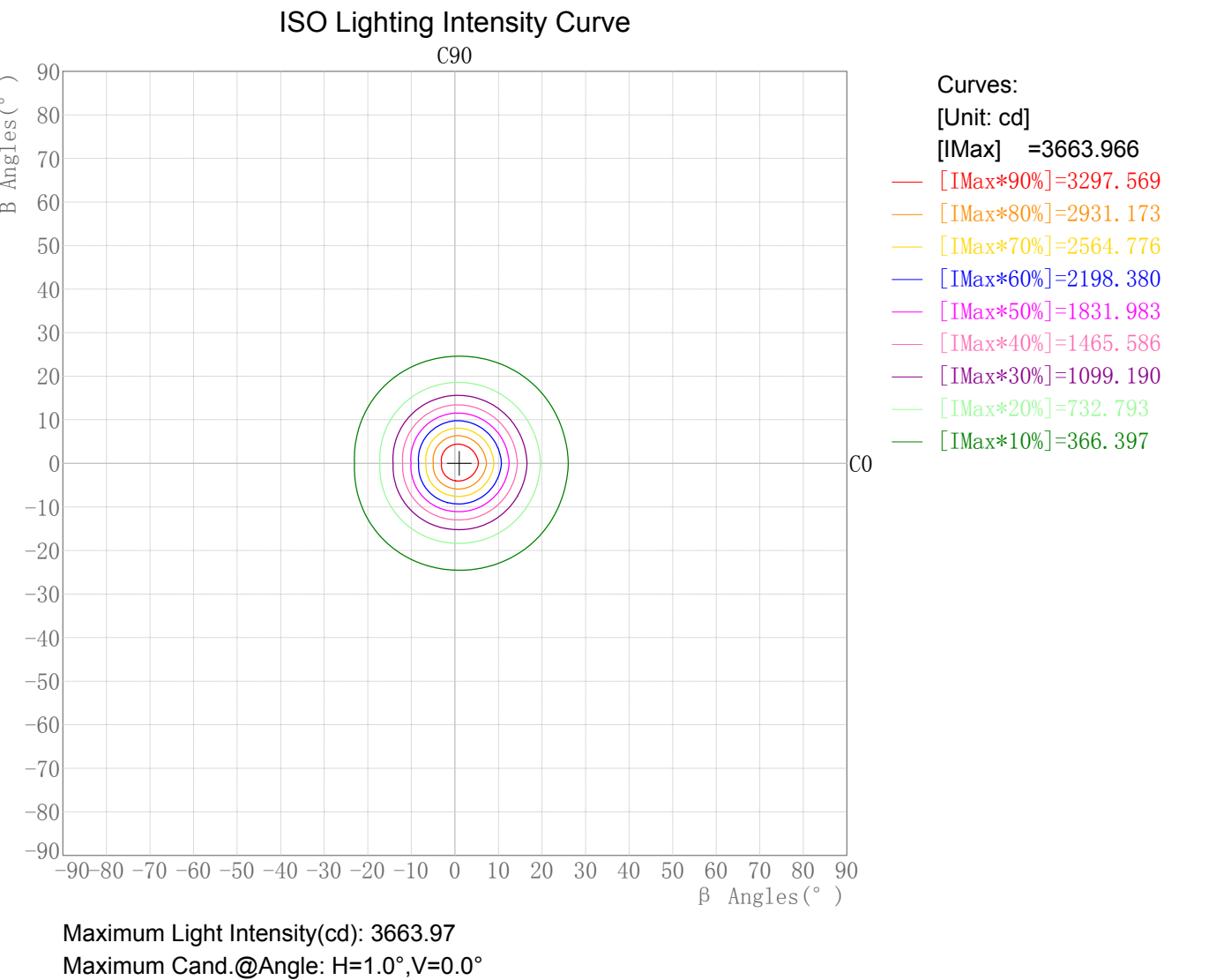
Zone(γ)	Zone Flux (lm)	Sums Flux (lm)	Zone%Lamp	Sums%Lamp	Zone(γ)	Zone Flux (lm)	Sums Flux (lm)	Zone%Lamp	Sums%Lamp
0.0-1.0	3.48	3.48	0.36	0.36	47.0-48.0	3.47	875.88	0.36	91.37
1.0-2.0	10.33	13.81	1.08	1.44	48.0-49.0	3.25	879.14	0.34	91.71
2.0-3.0	16.82	30.63	1.76	3.20	49.0-50.0	3.05	882.19	0.32	92.03
3.0-4.0	22.73	53.36	2.37	5.57	50.0-51.0	2.87	885.05	0.30	92.33
4.0-5.0	27.84	81.20	2.90	8.47	51.0-52.0	2.70	887.76	0.28	92.61
5.0-6.0	32.04	113.24	3.34	11.81	52.0-53.0	2.55	890.31	0.27	92.88
6.0-7.0	35.28	148.51	3.68	15.49	53.0-54.0	2.42	892.72	0.25	93.13
7.0-8.0	37.62	186.13	3.92	19.42	54.0-55.0	2.29	895.02	0.24	93.37
8.0-9.0	39.13	225.27	4.08	23.50	55.0-56.0	2.18	897.20	0.23	93.59
9.0-10.0	39.87	265.13	4.16	27.66	56.0-57.0	2.08	899.28	0.22	93.81
10.0-11.0	39.86	305.00	4.16	31.82	57.0-58.0	1.98	901.26	0.21	94.02
11.0-12.0	39.18	344.18	4.09	35.90	58.0-59.0	1.89	903.15	0.20	94.22
12.0-13.0	37.91	382.08	3.95	39.86	59.0-60.0	1.81	904.96	0.19	94.40
13.0-14.0	36.16	418.25	3.77	43.63	60.0-61.0	1.73	906.69	0.18	94.58
14.0-15.0	34.12	452.36	3.56	47.19	61.0-62.0	1.65	908.34	0.17	94.76
15.0-16.0	31.92	484.28	3.33	50.52	62.0-63.0	1.58	909.92	0.17	94.92
16.0-17.0	29.67	513.95	3.10	53.61	63.0-64.0	1.52	911.44	0.16	95.08
17.0-18.0	27.49	541.45	2.87	56.48	64.0-65.0	1.45	912.89	0.15	95.23
18.0-19.0	25.46	566.91	2.66	59.14	65.0-66.0	1.38	914.27	0.14	95.38
19.0-20.0	23.62	590.53	2.46	61.60	66.0-67.0	1.32	915.59	0.14	95.51
20.0-21.0	21.97	612.50	2.29	63.89	67.0-68.0	1.25	916.84	0.13	95.64
21.0-22.0	20.48	632.97	2.14	66.03	68.0-69.0	1.17	918.01	0.12	95.77
22.0-23.0	19.14	652.11	2.00	68.03	69.0-70.0	1.11	919.11	0.12	95.88
23.0-24.0	17.92	670.03	1.87	69.90	70.0-71.0	1.05	920.16	0.11	95.99
24.0-25.0	16.79	686.82	1.75	71.65	71.0-72.0	0.99	921.15	0.10	96.09
25.0-26.0	15.74	702.56	1.64	73.29	72.0-73.0	0.94	922.09	0.10	96.19
26.0-27.0	14.75	717.31	1.54	74.83	73.0-74.0	0.89	922.98	0.09	96.28
27.0-28.0	13.80	731.10	1.44	76.27	74.0-75.0	0.84	923.82	0.09	96.37
28.0-29.0	12.89	743.99	1.34	77.61	75.0-76.0	0.78	924.60	0.08	96.45
29.0-30.0	12.03	756.03	1.26	78.87	76.0-77.0	0.72	925.32	0.08	96.53
30.0-31.0	11.23	767.26	1.17	80.04	77.0-78.0	0.67	925.99	0.07	96.60
31.0-32.0	10.49	777.74	1.09	81.13	78.0-79.0	0.63	926.62	0.07	96.66
32.0-33.0	9.80	787.54	1.02	82.16	79.0-80.0	0.60	927.22	0.06	96.73
33.0-34.0	9.15	796.69	0.95	83.11	80.0-81.0	0.58	927.80	0.06	96.79
34.0-35.0	8.55	805.24	0.89	84.00	81.0-82.0	0.56	928.36	0.06	96.85
35.0-36.0	7.98	813.22	0.83	84.83	82.0-83.0	0.55	928.91	0.06	96.90
36.0-37.0	7.44	820.66	0.78	85.61	83.0-84.0	0.53	929.44	0.06	96.96
37.0-38.0	6.94	827.60	0.72	86.33	84.0-85.0	0.51	929.95	0.05	97.01
38.0-39.0	6.48	834.08	0.68	87.01	85.0-86.0	0.50	930.45	0.05	97.06
39.0-40.0	6.04	840.12	0.63	87.64	86.0-87.0	0.48	930.93	0.05	97.11
40.0-41.0	5.63	845.76	0.59	88.23	87.0-88.0	0.47	931.40	0.05	97.16
41.0-42.0	5.25	851.01	0.55	88.78	88.0-89.0	0.45	931.86	0.05	97.21
42.0-43.0	4.90	855.91	0.51	89.29	89.0-90.0	0.44	932.30	0.05	97.26
43.0-44.0	4.56	860.47	0.48	89.76	90.0-91.0	0.43	932.73	0.04	97.30
44.0-45.0	4.26	864.72	0.44	90.21	91.0-92.0	0.42	933.15	0.04	97.34
45.0-46.0	3.97	868.70	0.41	90.62	92.0-93.0	0.41	933.56	0.04	97.39
46.0-47.0	3.71	872.41	0.39	91.01	93.0-94.0	0.40	933.96	0.04	97.43

Zonal Flux Tabulation - (Cont.)

Zone(γ)	Zone Flux (lm)	Sums Flux (lm)	Zone%Lamp	Sums%Lamp	Zone(γ)	Zone Flux (lm)	Sums Flux (lm)	Zone%Lamp	Sums%Lamp
94.0-95.0	0.39	934.35	0.04	97.47	141.0-142.0	0.36	949.20	0.04	99.02
95.0-96.0	0.39	934.74	0.04	97.51	142.0-143.0	0.37	949.56	0.04	99.06
96.0-97.0	0.38	935.12	0.04	97.55	143.0-144.0	0.37	949.93	0.04	99.10
97.0-98.0	0.37	935.49	0.04	97.59	144.0-145.0	0.37	950.30	0.04	99.13
98.0-99.0	0.36	935.85	0.04	97.63	145.0-146.0	0.38	950.68	0.04	99.17
99.0-100.0	0.36	936.21	0.04	97.66	146.0-147.0	0.38	951.06	0.04	99.21
100.0-101.0	0.35	936.56	0.04	97.70	147.0-148.0	0.38	951.44	0.04	99.25
101.0-102.0	0.35	936.90	0.04	97.74	148.0-149.0	0.38	951.81	0.04	99.29
102.0-103.0	0.34	937.24	0.04	97.77	149.0-150.0	0.37	952.19	0.04	99.33
103.0-104.0	0.34	937.58	0.03	97.81	150.0-151.0	0.37	952.56	0.04	99.37
104.0-105.0	0.33	937.91	0.03	97.84	151.0-152.0	0.37	952.93	0.04	99.41
105.0-106.0	0.33	938.24	0.03	97.88	152.0-153.0	0.36	953.29	0.04	99.45
106.0-107.0	0.32	938.56	0.03	97.91	153.0-154.0	0.36	953.64	0.04	99.48
107.0-108.0	0.32	938.88	0.03	97.94	154.0-155.0	0.35	953.99	0.04	99.52
108.0-109.0	0.31	939.19	0.03	97.98	155.0-156.0	0.34	954.33	0.04	99.55
109.0-110.0	0.31	939.50	0.03	98.01	156.0-157.0	0.33	954.66	0.03	99.59
110.0-111.0	0.31	939.81	0.03	98.04	157.0-158.0	0.32	954.98	0.03	99.62
111.0-112.0	0.30	940.11	0.03	98.07	158.0-159.0	0.31	955.29	0.03	99.65
112.0-113.0	0.30	940.41	0.03	98.10	159.0-160.0	0.30	955.59	0.03	99.69
113.0-114.0	0.30	940.71	0.03	98.13	160.0-161.0	0.29	955.88	0.03	99.72
114.0-115.0	0.29	941.01	0.03	98.16	161.0-162.0	0.27	956.15	0.03	99.74
115.0-116.0	0.29	941.30	0.03	98.20	162.0-163.0	0.26	956.41	0.03	99.77
116.0-117.0	0.29	941.59	0.03	98.23	163.0-164.0	0.25	956.66	0.03	99.80
117.0-118.0	0.29	941.87	0.03	98.26	164.0-165.0	0.23	956.89	0.02	99.82
118.0-119.0	0.28	942.16	0.03	98.28	165.0-166.0	0.22	957.11	0.02	99.84
119.0-120.0	0.28	942.44	0.03	98.31	166.0-167.0	0.21	957.32	0.02	99.87
120.0-121.0	0.28	942.72	0.03	98.34	167.0-168.0	0.19	957.51	0.02	99.89
121.0-122.0	0.28	943.00	0.03	98.37	168.0-169.0	0.18	957.68	0.02	99.90
122.0-123.0	0.28	943.28	0.03	98.40	169.0-170.0	0.16	957.84	0.02	99.92
123.0-124.0	0.28	943.56	0.03	98.43	170.0-171.0	0.14	957.99	0.02	99.94
124.0-125.0	0.28	943.84	0.03	98.46	171.0-172.0	0.13	958.12	0.01	99.95
125.0-126.0	0.28	944.13	0.03	98.49	172.0-173.0	0.11	958.23	0.01	99.96
126.0-127.0	0.28	944.41	0.03	98.52	173.0-174.0	0.10	958.33	0.01	99.97
127.0-128.0	0.28	944.69	0.03	98.55	174.0-175.0	0.08	958.41	0.01	99.98
128.0-129.0	0.29	944.98	0.03	98.58	175.0-176.0	0.07	958.48	0.01	99.99
129.0-130.0	0.29	945.27	0.03	98.61	176.0-177.0	0.05	958.54	0.01	99.99
130.0-131.0	0.30	945.57	0.03	98.64	177.0-178.0	0.04	958.57	0.00	100.00
131.0-132.0	0.30	945.87	0.03	98.67	178.0-179.0	0.02	958.60	0.00	100.00
132.0-133.0	0.31	946.17	0.03	98.70	179.0-180.0	0.01	958.60	0.00	100.00
133.0-134.0	0.31	946.48	0.03	98.74					
134.0-135.0	0.32	946.80	0.03	98.77					
135.0-136.0	0.32	947.12	0.03	98.80					
136.0-137.0	0.33	947.45	0.03	98.84					
137.0-138.0	0.34	947.79	0.04	98.87					
138.0-139.0	0.34	948.13	0.04	98.91					
139.0-140.0	0.35	948.48	0.04	98.94					
140.0-141.0	0.36	948.83	0.04	98.98					

Rectangle ISO Lighting Intensity Diagram

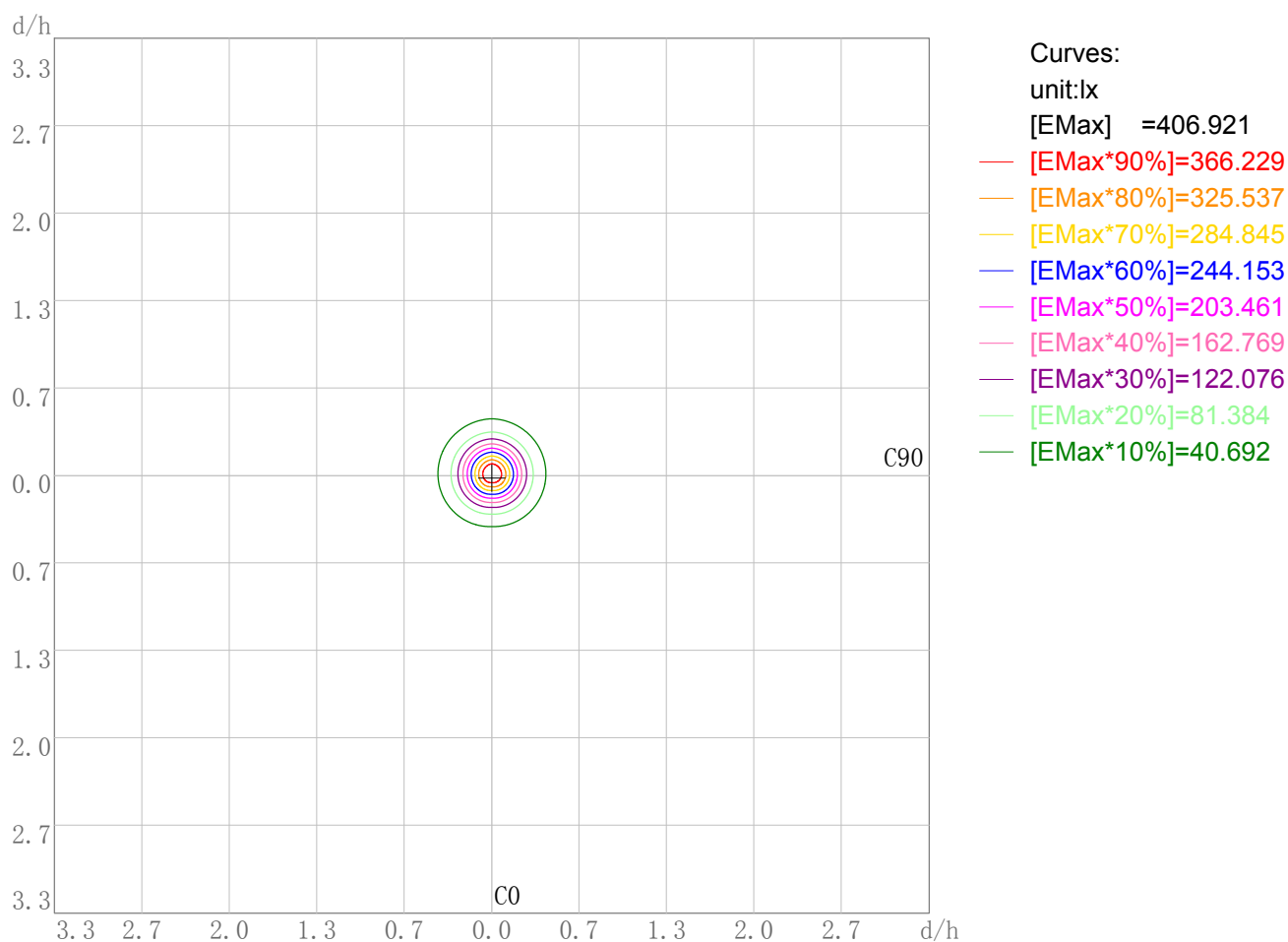
Lum. Name: MD10-13-TW-01 2700K RA90 15D	Lum. Catalog:	Test ID: 01
Lamp Name:	Lamp Catalog: LED	Test Lab: Quality peatment
Manufacture: Shenzhen Norming Lighting Co., Ltd	Test Machine:GON-2000	Test Date: 2020/01/08



Plane ISO-Illuminance Diagram

Lum. Name: MD10-13-TW-01 2700K RA90 15D	Lum. Catalog:	Test ID: 01
Lamp Name:	Lamp Catalog: LED	Test Lab: Quality peatment
Manufacture: Shenzhen Norming Lighting Co., Ltd	Test Machine:GON-2000	Test Date: 2020/01/08

Plane ISO-Illuminance Curve



Working Plane Luminaire Mounting Height(m): 3.00

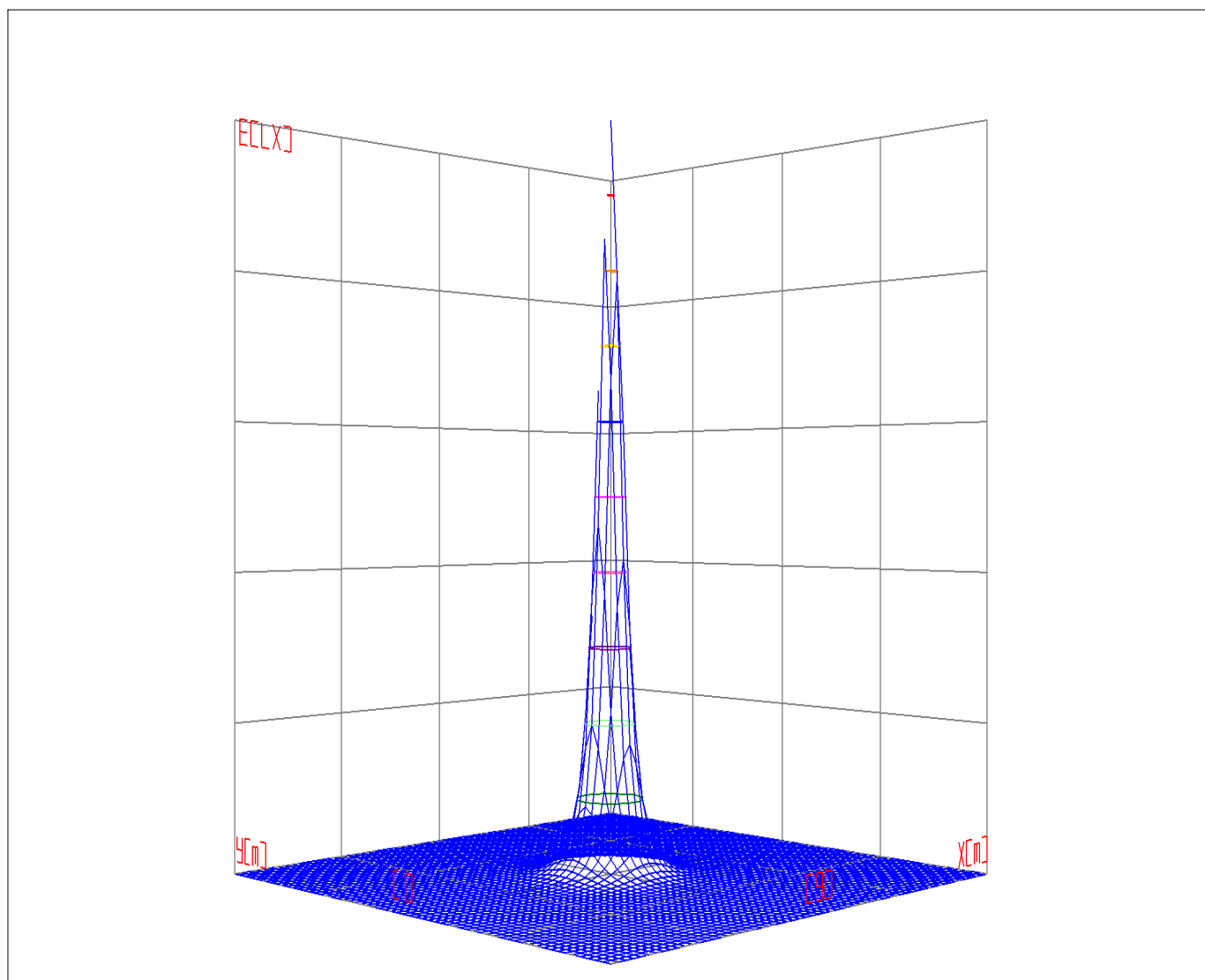
Working Plane Maximum Illuminance(lx): 406.92

Working Plane Maximum Illuminance Position(d/h):H0.0 V0.0

3D Plane ISO Illuminance Diagram

Lum. Name: MD10-13-TW-01 2700K RA90 15D	Lum. Catalog:	Test ID: 01
Lamp Name:	Lamp Catalog: LED	Test Lab: Quality peatment
Manufacture: Shenzhen Norming Lighting Co., Ltd	Test Machine:GON-2000	Test Date: 2020/01/08

3D Plane Illuminance Modal



Curves: 3D Model — 90% — 80% — 70% — 60% — 50% — 40% — 30% — 20% — 10% —
 View Angles(deg): 0 Height(m): 3.0 Distance(m): 10.0

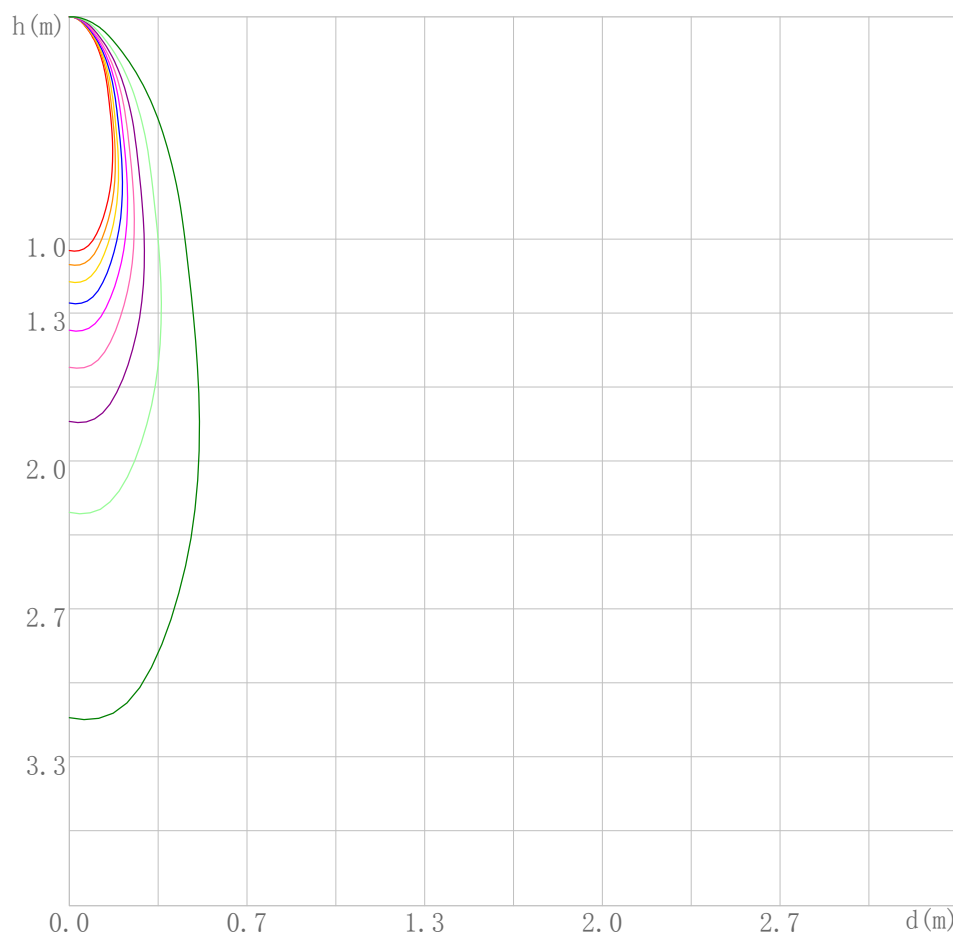
IES Indoor Report

Photometric Filename:MD10-13-TW-01 2700K RA90 15D.IES

Space ISO Illuminance Diagram

Lum. Name: MD10-13-TW-01 2700K RA90 15D	Lum. Catalog:	Test ID: 01
Lamp Name:	Lamp Catalog: LED	Test Lab: Quality peatment
Manufacture: Shenzhen Norming Lighting Co., Ltd	Test Machine:GON-2000	Test Date: 2020/01/08

Space ISO Illuminance Curve



Curves:

[Unit: lx]

[EMax] =3662.292

— [EMax*90%]=3296.063

— [EMax*80%]=2929.834

— [EMax*70%]=2563.605

— [EMax*60%]=2197.375

— [EMax*50%]=1831.146

— [EMax*40%]=1464.917

— [EMax*30%]=1098.688

— [EMax*20%]=732.458

— [EMax*10%]=366.229

Space Plane Maximum Illuminance and @Angle:3662.29lx,1.0deg

Plane Maximum Lighting Intensity and @Angle:3663.966cd,0deg

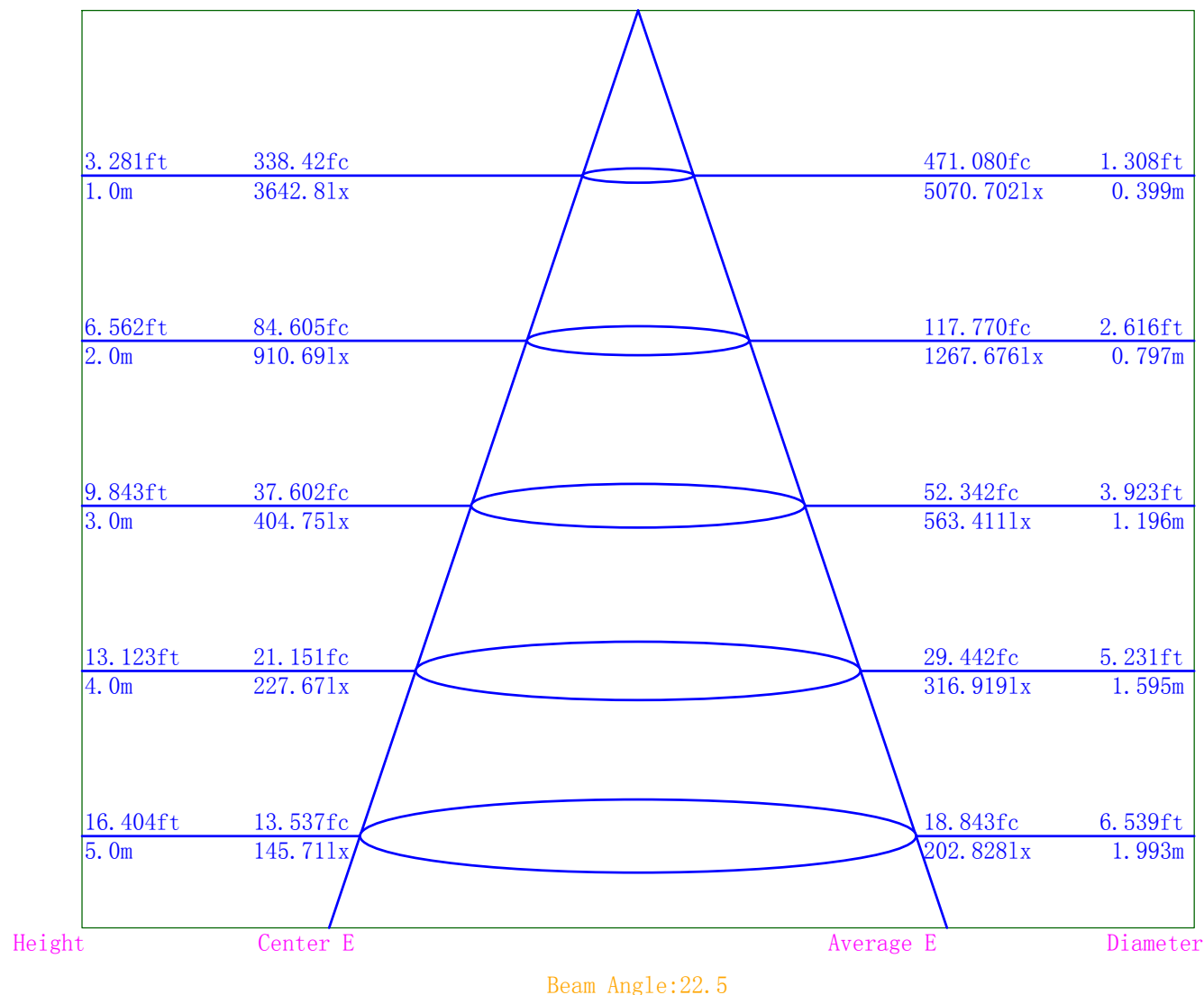
IES Indoor Report

Photometric Filename:MD10-13-TW-01 2700K RA90 15D.IES

Illuminance-Distance Diagram

Lum. Name: MD10-13-TW-01 2700K RA90 15D	Lum. Catalog:	Test ID: 01
Lamp Name:	Lamp Catalog: LED	Test Lab: Quality peatment
Manufacture: Shenzhen Norming Lighting Co., Ltd	Test Machine:GON-2000	Test Date: 2020/01/08

Illuminance-Distance Curve



IES Indoor Report

Photometric Filename:MD10-13-TW-01 2700K RA90 15D.IES

Indoor Luminance Limiting Curves

Lum. Name: MD10-13-TW-01 2700K RA90 15D	Lum. Catalog:	Test ID: 01
Lamp Name:	Lamp Catalog: LED	Test Lab: Quality peatment
Manufacture: Shenzhen Norming Lighting Co., Ltd	Test Machine:GON-2000	Test Date: 2020/01/08

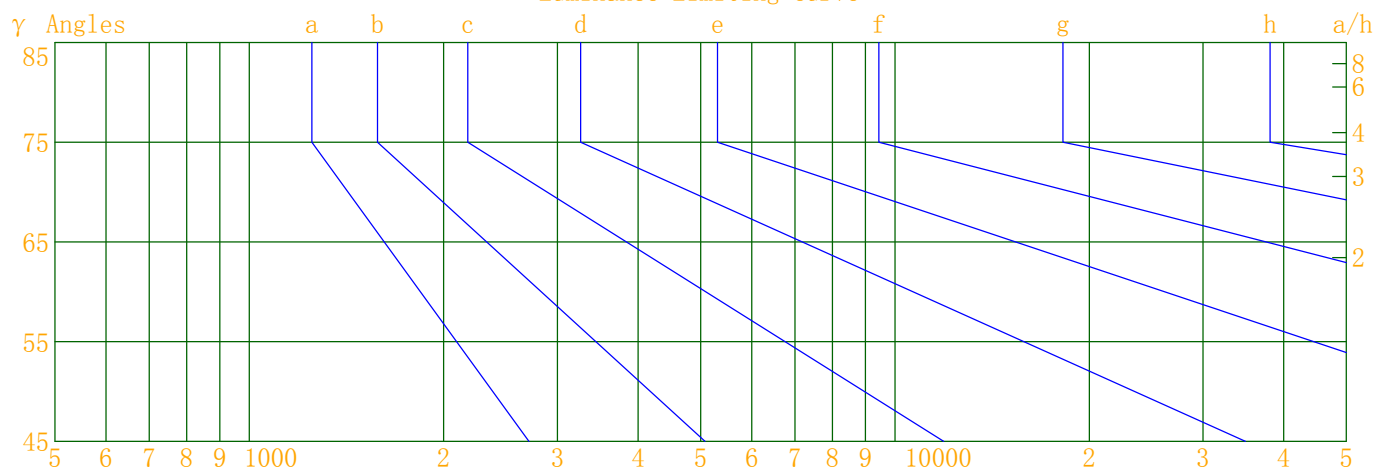
Glare Grade Table

GI	Quality	Using Illuminance							
1.15	A	2000	1000	500	<=300				
1.5	B		2000	1000	500	<=300			
1.85	C			2000	1000	500	<=300		
2.2	D				2000	1000	500	<=300	
2.55	E	a				2000	1000	500	<=300
			b	c	d	e	f	g	h

Luminance Table

Gama(deg)	45	50	55	60	65	70	75	80	85
C0	147	106	81	69	61	56	55	57	95
C90	115	83	66	56	50	45	44	46	78

Luminance Limiting Curve



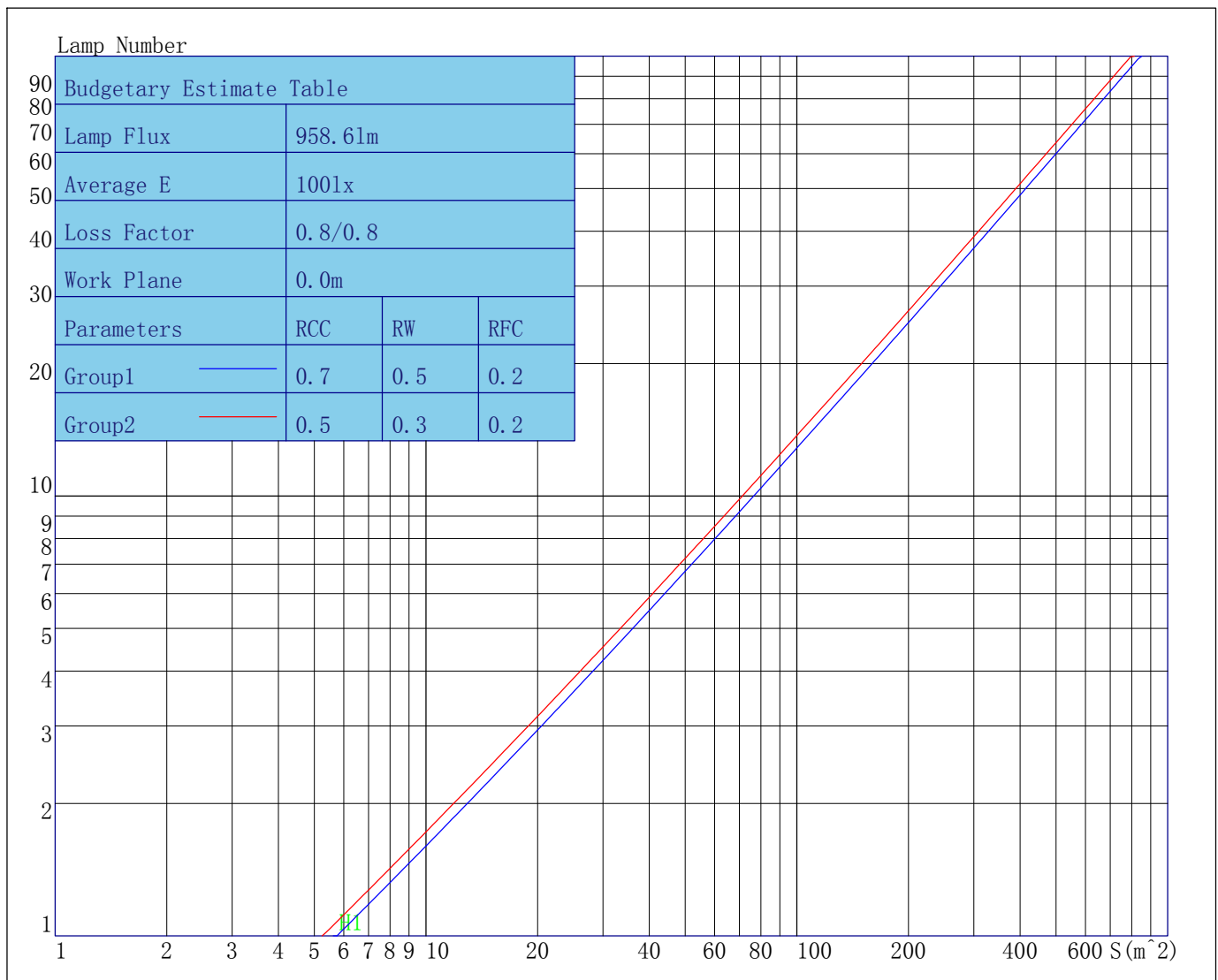
Luminous Size: Length(m)=0.498 Width(m)=0.498 Height(m)=0.750 Area(m^2)=0.621504
 Luminous Type: Without Luminous Side
 Luminous Curves: C0-C180 Color: — C90-C270 Color: —

IES Indoor Report

Photometric Filename:MD10-13-TW-01 2700K RA90 15D.IES

Indoor Budgetary Estimate Table

Lum. Name: MD10-13-TW-01 2700K RA90 15D	Lum. Catalog:	Test ID: 01
Lamp Name:	Lamp Catalog: LED	Test Lab: Quality peatment
Manufacture: Shenzhen Norming Lighting Co., Ltd	Test Machine:GON-2000	Test Date: 2020/01/08



Parameters1: Rhocc = 0.7 Rhow = 0.5 Rhofc = 0.2 LLF = 0.8
Parameters2: Rhocc = 0.5 Rhow = 0.3 Rhofc = 0.2 LLF = 0.8
Average Illuminance(lx): 100 Cavity Height: H1(m) = 2

IES Indoor Report

Photometric Filename:MD10-13-TW-01 2700K RA90 15D.IES

Indoor Coefficient of Utilization Table

Lum. Name: MD10-13-TW-01 2700K RA90 15D	Lum. Catalog:	Test ID: 01
Lamp Name:	Lamp Catalog: LED	Test Lab: Quality peatment
Manufacture: Shenzhen Norming Lighting Co., Ltd	Test Machine:GON-2000	Test Date: 2020/01/08

Coefficients of Utilization – Zonal Cavity Method																		
Coef.	Effective Floor Cavity Reflectance RFC=0.20																	
RhoCC (%)	80				70				50			30			10			0
RhoW (%)	70	50	30	10	70	50	30	10	50	30	10	50	30	10	50	30	10	0
RCR	Coefficient of Utilization(%)																	
0	118	118	118	118	115	115	115	115	110	110	110	104	104	104	100	100	100	97
1	113	110	108	106	110	108	106	104	104	102	100	99	98	97	96	95	94	92
2	108	104	100	97	106	102	98	95	98	95	93	95	93	91	92	90	88	87
3	104	98	93	90	101	96	92	89	93	90	87	90	88	85	88	86	84	82
4	99	93	88	84	97	91	87	83	89	85	82	87	83	81	85	82	80	78
5	95	88	83	79	94	87	82	79	85	81	78	83	80	77	81	78	76	75
6	92	84	79	75	90	83	78	75	81	77	74	80	76	73	78	75	73	71
7	88	81	75	72	87	80	75	71	78	74	71	77	73	70	76	72	70	69
8	85	77	72	69	84	77	72	69	75	71	68	74	70	68	73	70	67	66
9	82	74	69	66	81	74	69	66	73	68	66	72	68	65	71	67	65	64
10	80	72	67	64	79	71	67	63	70	66	63	69	66	63	69	65	63	62

IES Indoor Report

Photometric Filename:MD10-13-TW-01 2700K RA90 15D.IES

Unified Glare Rating Table

Lum. Name: MD10-13-TW-01 2700K RA90 15D	Lum. Catalog:	Test ID: 01
Lamp Name:	Lamp Catalog: LED	Test Lab: Quality peatment
Manufacture: Shenzhen Norming Lighting Co., Ltd	Test Machine:GON-2000	Test Date: 2020/01/08

Unified Glare Rating Table

Ceiling RCC	0.70	0.70	0.50	0.50	0.30	0.70	0.70	0.50	0.50	0.30
Wall RW	0.50	0.30	0.50	0.30	0.30	0.50	0.30	0.50	0.30	0.30
Floor RFC	0.20	0.20	0.20	0.20	0.20	0.20	0.20	0.20	0.20	0.20
Room Size	Vewed crosswise					Vewed endwise				
X=2H Y=2H	-0.1	1.0	0.4	1.3	1.7	-1.1	-0.1	-0.7	0.2	0.6
	0.5	1.4	0.9	1.8	2.2	-0.6	0.3	-0.2	0.7	1.1
	0.7	1.6	1.2	2.0	2.4	-0.4	0.4	0.1	0.9	1.3
	1.0	1.8	1.5	2.2	2.7	-0.2	0.6	0.3	1.0	1.5
	1.2	1.9	1.6	2.3	2.8	-0.0	0.7	0.5	1.2	1.6
	1.4	2.1	1.9	2.5	3.0	0.2	0.9	0.7	1.3	1.8
X=4H Y=2H	0.0	0.9	0.5	1.3	1.7	-1.0	-0.2	-0.6	0.2	0.7
	0.7	1.4	1.2	1.9	2.4	-0.3	0.4	0.1	0.8	1.3
	1.1	1.7	1.6	2.2	2.7	0.0	0.7	0.5	1.1	1.6
	1.5	2.1	2.0	2.6	3.1	0.4	0.9	0.9	1.4	2.0
	1.8	2.3	2.3	2.8	3.3	0.6	1.1	1.1	1.6	2.2
	2.1	2.6	2.7	3.1	3.7	1.0	1.4	1.5	2.0	2.5
X=8H Y=4H	1.2	1.7	1.7	2.2	2.7	0.1	0.6	0.6	1.1	1.7
	1.7	2.2	2.3	2.7	3.3	0.6	1.1	1.2	1.6	2.2
	2.1	2.5	2.7	3.1	3.6	1.0	1.4	1.6	2.0	2.5
	2.7	3.0	3.2	3.6	4.2	1.6	1.9	2.1	2.4	3.1
X=12H Y=4H	1.2	1.6	1.7	2.1	2.7	0.1	0.6	0.7	1.1	1.6
	1.8	2.1	2.4	2.7	3.3	0.7	1.1	1.3	1.6	2.2
	2.2	2.6	2.8	3.1	3.8	1.2	1.5	1.7	2.0	2.7
Variations with the objerver position at spacings										
S=1.0H	0.2/-0.2					0.2/-0.2				
S=1.5H	0.4/-0.4					0.4/-0.4				
S=2.0H	0.6/-0.6					0.7/-0.6				
Reduced UGR Table:										
Nordic Standard Table:	BK0					BK0				
Correction Value	2.1					2.0				

o the CIE Pub.117, data has been corrected, refers to the lamp's lumens 8.2flm.

Candela Tabulation

V/H	C0.0	C90.0	C180.0	C270.0
γ 0.0	3642.77	3642.77	3642.77	3642.77
γ 1.0	3663.97	3644.12	3570.58	3628.97
γ 2.0	3656.39	3593.83	3460.91	3560.42
γ 3.0	3611.77	3498.63	3308.23	3448.39
γ 4.0	3517.07	3360.84	3123.99	3293.65
γ 5.0	3374.45	3191.10	2920.38	3104.56
γ 6.0	3191.72	2999.52	2704.40	2897.37
γ 7.0	2986.66	2790.80	2483.87	2680.53
γ 8.0	2772.45	2577.27	2268.03	2466.43
γ 9.0	2555.55	2362.27	2056.93	2255.34
γ 10.0	2343.18	2150.01	1850.16	2047.46
γ 11.0	2131.33	1941.55	1651.67	1843.06
γ 12.0	1923.62	1737.46	1463.90	1644.79
γ 13.0	1721.13	1542.08	1287.09	1456.28
γ 14.0	1527.77	1358.51	1126.15	1281.67
γ 15.0	1347.11	1189.73	984.18	1125.47
γ 16.0	1181.95	1037.12	859.99	986.96
γ 17.0	1033.77	902.60	753.15	866.22
γ 18.0	903.63	786.71	661.63	762.58
γ 19.0	792.23	690.86	582.53	673.93
γ 20.0	698.26	610.07	515.81	598.46
γ 21.0	619.20	541.12	459.74	533.28
γ 22.0	552.54	482.20	410.79	477.28
γ 23.0	496.29	431.89	368.18	428.80
γ 24.0	447.67	388.22	331.06	386.02
γ 25.0	404.89	350.26	297.92	347.82
γ 26.0	367.53	316.85	268.41	313.43
γ 27.0	333.98	286.70	242.10	282.19
γ 28.0	303.32	259.24	218.36	254.07
γ 29.0	275.53	234.21	197.32	228.76
γ 30.0	250.17	211.65	178.70	206.23
γ 31.0	227.42	191.60	162.11	186.31
γ 32.0	207.16	173.83	146.99	168.86
γ 33.0	189.01	157.83	133.48	153.13
γ 34.0	172.79	143.21	121.35	138.91
γ 35.0	157.95	130.10	110.43	126.08
γ 36.0	144.15	118.21	100.56	114.62
γ 37.0	131.70	107.46	91.62	104.40
γ 38.0	120.33	97.81	83.62	95.18
γ 39.0	109.99	89.03	76.34	86.90
γ 40.0	100.54	81.04	69.70	79.41
γ 41.0	92.02	73.70	63.72	72.66
γ 42.0	84.10	66.96	58.42	66.65
γ 43.0	76.85	60.92	53.57	61.15
γ 44.0	70.36	55.48	49.14	56.11
γ 45.0	64.42	50.62	45.20	51.61
γ 46.0	59.05	46.29	41.58	47.56

Candela Tabulation - (Cont.)

V/H	C0.0	C90.0	C180.0	C270.0
γ 47.0	54.19	42.42	38.34	43.92
γ 48.0	49.85	38.99	35.44	40.58
γ 49.0	45.79	35.93	32.82	37.53
γ 50.0	42.15	33.21	30.48	34.81
γ 51.0	38.90	30.78	28.42	32.37
γ 52.0	35.99	28.58	26.59	30.22
γ 53.0	33.40	26.63	24.94	28.29
γ 54.0	31.08	24.91	23.45	26.57
γ 55.0	29.05	23.35	22.09	24.99
γ 56.0	27.18	21.97	20.84	23.58
γ 57.0	25.48	20.68	19.72	22.31
γ 58.0	23.95	19.49	18.67	21.12
γ 59.0	22.57	18.40	17.69	20.02
γ 60.0	21.31	17.39	16.75	19.00
γ 61.0	20.13	16.43	15.84	18.06
γ 62.0	19.03	15.54	15.03	17.18
γ 63.0	18.02	14.72	14.29	16.36
γ 64.0	17.06	13.95	13.56	15.58
γ 65.0	16.14	13.22	12.83	14.83
γ 66.0	15.30	12.52	12.08	14.03
γ 67.0	14.49	11.77	11.33	13.28
γ 68.0	13.63	11.10	10.36	12.35
γ 69.0	12.84	10.27	9.76	11.60
γ 70.0	11.81	9.63	9.22	10.98
γ 71.0	11.09	9.09	8.70	10.40
γ 72.0	10.47	8.56	8.18	9.83
γ 73.0	9.89	8.03	7.67	9.27
γ 74.0	9.32	7.53	7.16	8.71
γ 75.0	8.77	7.04	6.61	8.14
γ 76.0	8.23	6.51	6.05	7.53
γ 77.0	7.64	5.98	5.47	6.88
γ 78.0	7.03	5.42	5.22	6.31
γ 79.0	6.41	5.13	5.05	6.08
γ 80.0	6.11	4.95	4.89	5.88
γ 81.0	5.89	4.80	4.74	5.68
γ 82.0	5.71	4.66	4.58	5.50
γ 83.0	5.52	4.51	4.43	5.32
γ 84.0	5.35	4.36	4.29	5.15
γ 85.0	5.17	4.24	4.16	4.99
γ 86.0	5.02	4.11	4.02	4.84
γ 87.0	4.87	3.97	3.87	4.65
γ 88.0	4.71	3.84	3.75	4.50
γ 89.0	4.55	3.72	3.65	4.36
γ 90.0	4.40	3.64	3.58	4.26
γ 91.0	4.29	3.57	3.50	4.15
γ 92.0	4.20	3.50	3.41	4.05
γ 93.0	4.13	3.43	3.34	3.95

Candela Tabulation - (Cont.)

V/H	C0.0	C90.0	C180.0	C270.0
γ 94.0	4.04	3.37	3.26	3.86
γ 95.0	3.97	3.31	3.20	3.77
γ 96.0	3.89	3.26	3.14	3.69
γ 97.0	3.82	3.21	3.09	3.63
γ 98.0	3.75	3.16	3.05	3.54
γ 99.0	3.69	3.12	3.00	3.49
γ 100.0	3.64	3.08	2.96	3.43
γ 101.0	3.58	3.06	2.92	3.38
γ 102.0	3.54	3.02	2.89	3.34
γ 103.0	3.49	2.99	2.87	3.29
γ 104.0	3.44	2.96	2.86	3.25
γ 105.0	3.41	2.94	2.84	3.22
γ 106.0	3.37	2.91	2.82	3.20
γ 107.0	3.33	2.89	2.81	3.17
γ 108.0	3.29	2.88	2.81	3.15
γ 109.0	3.27	2.85	2.82	3.15
γ 110.0	3.23	2.83	2.81	3.12
γ 111.0	3.20	2.80	2.82	3.12
γ 112.0	3.17	2.79	2.82	3.11
γ 113.0	3.14	2.77	2.83	3.11
γ 114.0	3.11	2.76	2.85	3.10
γ 115.0	3.08	2.75	2.86	3.10
γ 116.0	3.06	2.73	2.88	3.11
γ 117.0	3.05	2.72	2.90	3.12
γ 118.0	3.03	2.72	2.93	3.13
γ 119.0	3.00	2.72	2.97	3.15
γ 120.0	2.99	2.73	3.01	3.17
γ 121.0	2.99	2.74	3.04	3.19
γ 122.0	2.99	2.75	3.09	3.23
γ 123.0	2.99	2.77	3.14	3.26
γ 124.0	3.01	2.81	3.20	3.31
γ 125.0	3.03	2.84	3.26	3.35
γ 126.0	3.06	2.90	3.34	3.41
γ 127.0	3.10	2.95	3.42	3.47
γ 128.0	3.15	3.02	3.52	3.56
γ 129.0	3.21	3.10	3.63	3.64
γ 130.0	3.29	3.20	3.74	3.74
γ 131.0	3.37	3.29	3.87	3.84
γ 132.0	3.46	3.40	4.01	3.96
γ 133.0	3.58	3.55	4.15	4.09
γ 134.0	3.68	3.66	4.31	4.23
γ 135.0	3.82	3.82	4.47	4.38
γ 136.0	3.95	3.97	4.64	4.55
γ 137.0	4.10	4.12	4.83	4.72
γ 138.0	4.26	4.30	5.03	4.90
γ 139.0	4.43	4.48	5.22	5.09
γ 140.0	4.60	4.68	5.42	5.28

IES Indoor Report

Photometric Filename:MD10-13-TW-01 2700K RA90 15D.IES

Candela Tabulation - (Cont.)

V/H	C0.0	C90.0	C180.0	C270.0
γ 141.0	4.79	4.87	5.62	5.47
γ 142.0	4.98	5.06	5.83	5.67
γ 143.0	5.17	5.26	6.02	5.86
γ 144.0	5.36	5.46	6.21	6.05
γ 145.0	5.57	5.65	6.39	6.23
γ 146.0	5.76	5.84	6.57	6.41
γ 147.0	5.96	6.03	6.74	6.58
γ 148.0	6.14	6.21	6.90	6.74
γ 149.0	6.31	6.36	7.05	6.90
γ 150.0	6.49	6.53	7.19	7.04
γ 151.0	6.65	6.68	7.31	7.17
γ 152.0	6.81	6.81	7.44	7.28
γ 153.0	6.96	6.94	7.54	7.40
γ 154.0	7.09	7.06	7.64	7.49
γ 155.0	7.21	7.16	7.73	7.58
γ 156.0	7.34	7.26	7.80	7.66
γ 157.0	7.45	7.34	7.87	7.74
γ 158.0	7.53	7.42	7.93	7.79
γ 159.0	7.63	7.49	7.98	7.84
γ 160.0	7.71	7.56	8.03	7.89
γ 161.0	7.78	7.62	8.07	7.93
γ 162.0	7.84	7.67	8.10	7.97
γ 163.0	7.89	7.72	8.13	7.99
γ 164.0	7.93	7.76	8.13	8.01
γ 165.0	7.97	7.81	8.14	8.03
γ 166.0	8.01	7.83	8.15	8.03
γ 167.0	8.03	7.85	8.15	8.04
γ 168.0	8.05	7.88	8.13	8.02
γ 169.0	8.06	7.89	8.10	8.01
γ 170.0	8.06	7.90	8.09	7.99
γ 171.0	8.06	7.89	8.06	7.98
γ 172.0	8.06	7.89	8.03	7.95
γ 173.0	8.05	7.88	8.01	7.94
γ 174.0	8.04	7.88	7.99	7.93
γ 175.0	8.03	7.87	7.97	7.92
γ 176.0	8.02	7.87	7.96	7.93
γ 177.0	8.02	7.89	7.96	7.94
γ 178.0	8.01	7.90	7.97	7.96
γ 179.0	8.02	7.89	7.99	7.98
γ 180.0	7.99	7.99	7.99	7.99